



PAPERLESS TRAIL INC.
Better Decisions
with Accessible Information

Quick Start Checklist

GARMIN 

Quick Start Checklist

Note: Please make sure to follow instructions step by step. Thank you.

Getting Unit ID using Map Source

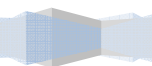
☑ **Step 1:** Download Installers from <http://rapidshare.com/files/396151107/Mapsource.zip>

- Select Free User account then Click Download icon
- Save Files then extract
- Open Map Source folder
- Install TrainingCenter_353.exe
- Install MapSource_6137.exe

☑ **Step 2:** Connect Garmin device to PC

☑ **Step 3:** Identify Unit ID using Map Source Application

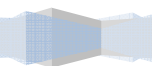
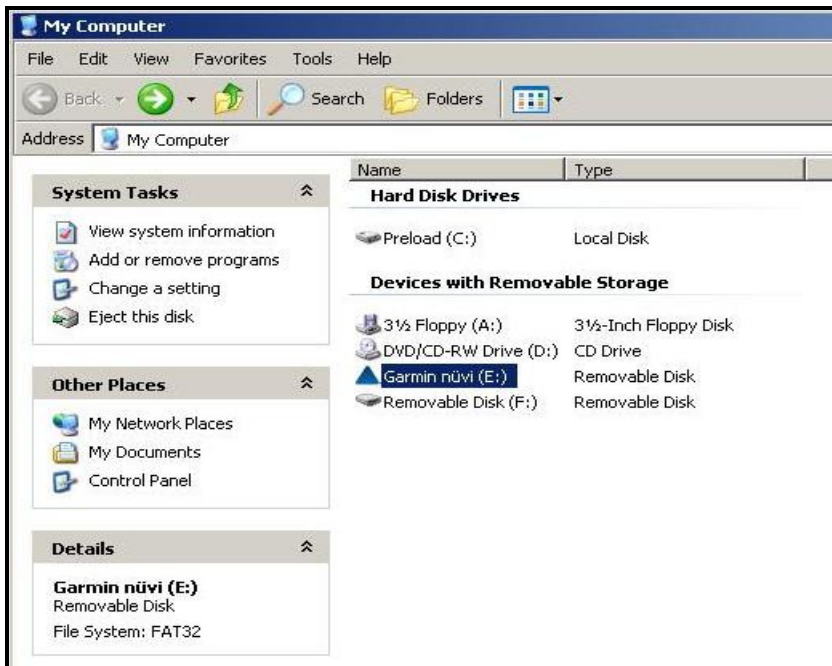
- Menu: Utilities -> Get Unit ID



- Copy Unit ID

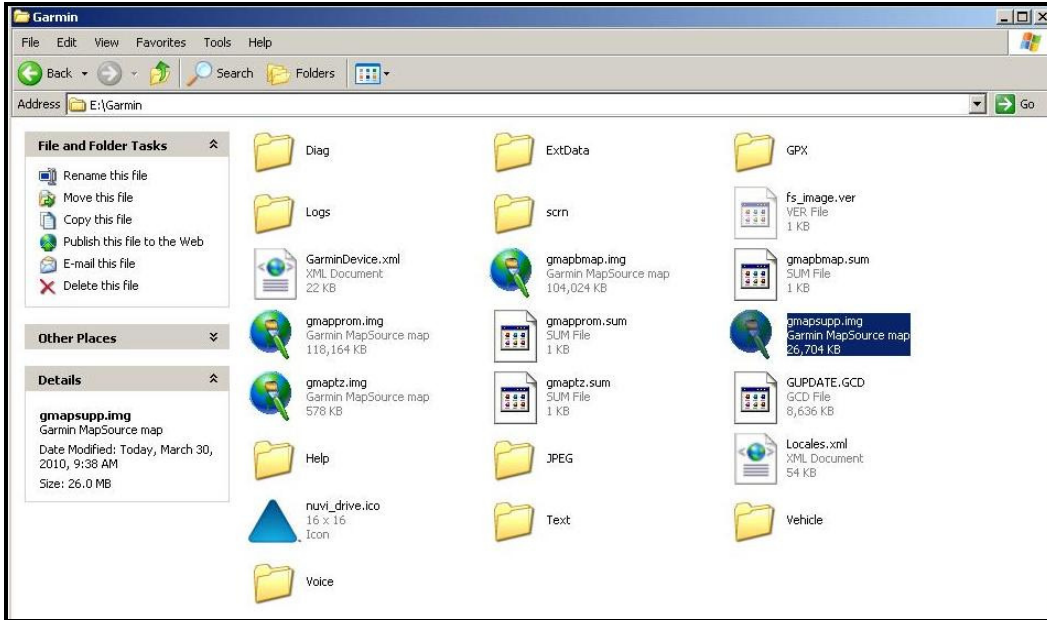


- ☑ **Step 4:** Send Unit ID and Garmin model to gps@paperlesstrail.net
 - Sample(Unit ID: 1234, Garmin model: Nuvi265w)
- ☑ **Step 5:** Instructions will be sent to your email on how to download maps
- ☑ **Step 6:** Overwriting existing map
 - Click My Computer then select Garmin



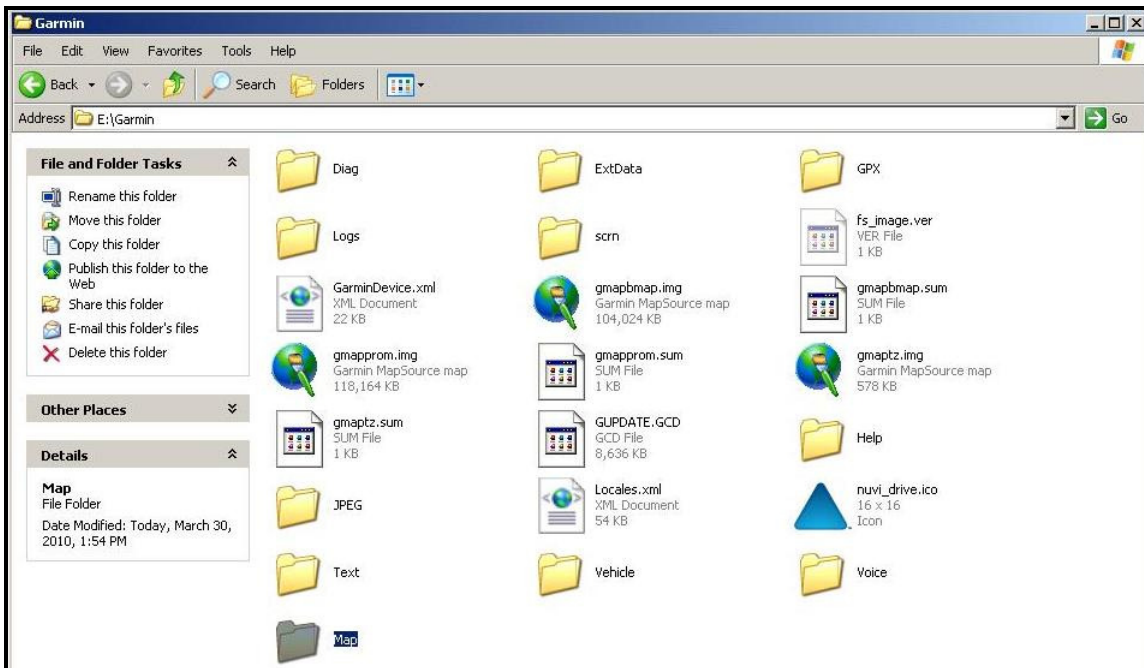
OPTION 1:

- Copy the downloaded map
- Overwrite the existing map inside the Garmin folder

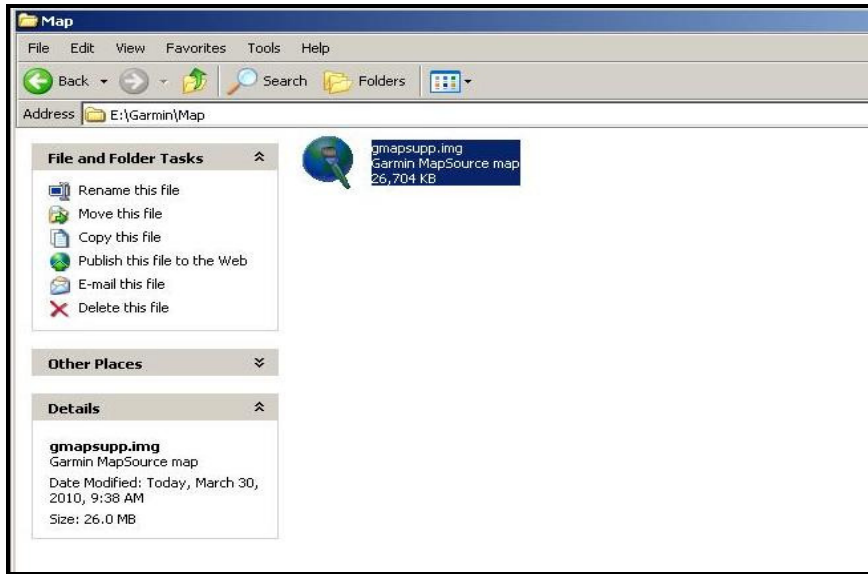


OPTION 2:

- Copy the downloaded map
- Click and select Map Folder



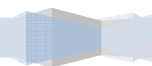
- Overwrite the existing map inside the Map folder



- Step 7:** Safely remove Garmin device from the PC

Getting Unit ID using Garmin Device

- Step 1:** Turn on device
- Step 2:** Menu Screen -> Tools (Spanner) -> Settings -> System -> About
- Step 3:** Connect Garmin device to PC
- Step 4:** Refer to Step 4 – Step 7 of page 4



SYSTEM REQUIREMENTS

Windows XP Professional

- 800 MHz or higher recommended
- 1 GB of RAM minimum
- 150 MB of available hard-disk space

Windows Vista

- 1 GHz or higher recommended
- 1 GB of RAM minimum
- 150 MB of available hard-disk space

Windows 7

We have not yet tried this with Windows 7.

SUPPORT

We welcome and value your feedback about our navigation maps.

Contact us:

Email: gps@paperlesstrail.net

Tel: +632.893.5951, +632.325.0442

COPYRIGHT NOTICE

Some product/s services or product/service names mentioned in this document may be trademarks or registered trademarks of their respective owners.

